


# Make a rabbit PUZZLE FEEDER


## Things you will need to make a puzzle feeder for a rabbit



Toilet rolls



Empty  
egg box




Pellets



Dark leafy  
greens & herbs



Hay



Tray



A puzzle feeder is a  
great way to keep your  
pet entertained!

1. Fold in the ends of toilet rolls to create little cups & hide your rabbit's favourite treats inside.
2. Stuff the opened egg box with hay and leafy greens and place it on the tray.
3. Arrange little treat cups around the egg box.

Watch the film  
to see our animals enjoying  
their treats!

