




Make a dog SPOOKY TREAT

Things you will need to make a spooky treat for your dog




125g of
gluten-free
flour



1 egg



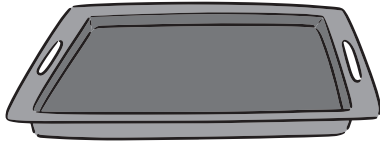
30g of
grated carrot



Rolling pin



60g of pumpkin



Tray

1. Dice the pumpkin into small pieces and simmer for 20 minutes.
2. Mash all the ingredients together in a large bowl and form a dough.
3. Roll out the dough 1 cm thick onto a floured surface.
4. Use a Halloween-themed cookie cutter to cut out biscuit shapes.
5. Bake for 20 minutes at 160 °C.
6. Leave to cool and store in the fridge. Use within a week.



Pumpkin
treats are a healthy
choice for dogs, they are high
in fibre and vitamins and
low in fat.

