


# Make a dog HEALTHY TREAT



## Things you will need



450 g of  
gluten- free  
flour




Egg



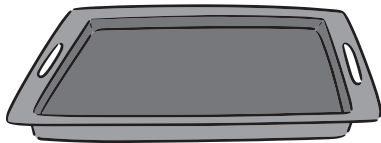
2 Tbs runny  
honey



400 g of mashed  
sweet potato



Rolling pin



Tray

Sweet potato treats are a healthy choice for dogs, they are high in fibre and vitamins and low in fat.

1. Mix all the ingredients together in a large bowl and form a dough
2. Roll out the dough 1 cm thick onto a floured surface
3. Cut out the biscuits
4. Bake for 20 minutes at 160 °C
5. Leave to cool and store in the fridge. Use within a week



Watch our pets  
enjoying their treats!



Treats should only be given occasionally to avoid over-feeding your pet

Scan the QR code with your phone or visit [Learning@Home](mailto:Learning@Home) on our website



RAYSTED  
GIVING ANIMALS A BETTER LIFE