




Make a cat HEALTHY TREAT



Things you will need



Tin of tuna
or salmon in
water



Egg



210 g
plain flour

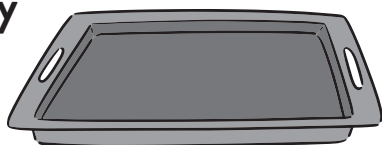


Bowl



Rolling pin


Tray



Watch our pets
enjoying their treats!



1. Combine the tin of fish (including the water), egg and flour into a bowl. Mash it together with your hands until it forms a dough
2. Roll out quarter of the dough (freeze the rest) 1 cm thick on to a floured surface and cut small biscuits
4. Put the biscuits on a lined baking tray and bake at 180°C for 20 minutes
5. Leave to cool and store in the fridge. Use within a week



Treats should only be
given occasionally to avoid
over-feeding your pet

Scan the QR code with your phone or
visit Learning@Home on our website



RAYSTEDE
GIVING ANIMALS A BETTER LIFE