




Make a cat HEALTHY TREAT

Things you will need to make a cat healthy treat



Tin of tuna
or salmon in
water




Egg



210 g
plain flour

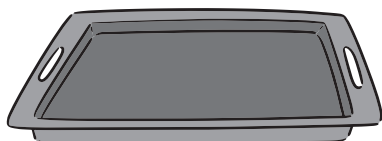


Bowl



Rolling pin

Tray



1. Combine the tin of fish (including the water), egg and flour into a bowl. Mash it together with your hands until it forms a dough.
2. Roll out quarter of the dough (freeze the rest) 1 cm thick on to a floured surface and cut small biscuits.
4. Put the biscuits on a lined baking tray and bake at 180°C for 20 minutes.
5. Leave to cool and store in the fridge. Use within a week.

Treats should only be
given occasionally to avoid
over-feeding your pet.
Watch our pets enjoying their treats!

